



# HITEC 2.4GHz RECEIVER

OPTIMA SERIES LED STATUS INDICATOR





## Normal Mode

①  Searching... (Red LED Steady on)

②  When connected (Beep 4 times)

## Scan Mode

①  Searching... (Blue LED Flashing)

②  When connected (Beep 2 times)

### ③ Fail -safe / Hold Mode Switching (Press & Hold the button for 6 seconds.)



Red & Blue LEDs are flashing alternately.  
The flashing become faster, then stop.



Red & Blue LEDs are flashing alternately.  
The flashing become faster, then stop.


# HITEC 2.4GHz MODULE

SPECTRA 2.4 LED STATUS INDICATOR




## Normal Mode

①  Searching... (Red LED Steady on)

②  When connected (Beep 4 times)

## Scan Mode

①  Searching... (Blue LED Flashing)

②  When connected (Beep 2 times)

### ③ Powerdown Mode (Press & Hold the button for 2 seconds)



Once a single beep is heard, release the button immediately  
Both LEDs flash rapidly with continous beeping sounds (90 seconds)

### ④ Normal / Scan Mode Switching (Press & Hold the button for 6 seconds)



Once two continous beeps are heard, release the button immediately.  
Release the button to switch between the modes.

### ⑤ Receiver Low Battery Warning



Red LED Flashes rapidly with 3 continous beeping sounds.